



COUNCIL FOR COMMUNITY AND ECONOMIC RESEARCH

2022 Accomplishments

During the past 12 months, the Council for Community and Economic Research, YOUR professional membership organization, has been hard at work increasing the visibility of economic, workforce, and community research by advocating for higher quality data, promoting more focused public and private investments in local data, and continuing to strengthen C2ER products and services for its ever growing **1,060+ members**. We keep you informed about new data sources, exciting research, and opportunities to learn. We want to say thanks because your membership made it possible to accomplish the following during the past year.

Communication with Data Users and Producers

Publications: Newsletter Updates - C2ER/LMI Institute Bi-Weekly updates, C2ER Quarterly

- Distributed Bi-Weekly Update and C2ER Quarterly to more than 7,600 members and targeted stakeholders
- Developed target updates to non-members to encourage membership among current Update readers
- Published blog posts about C2ER events and economic development news and trend analysis (<http://blog.c2er.org/>)
- Monitored and summarized emerging data issues, relevant events, and recent research

Annual Conference, Training, and Certification

- Held our first hybrid annual conference (Columbus, OH) in partnership with the LMI Institute, with 200+ attendees in-person and 90+ attending online.
- Conducted 10 webinars, reaching 450+ audience members
- Recognized four new Certified Economic Research Professionals (CERPs)
- Delivered the following instructor-led training courses:
 - *Beginner R Training: Data Science for Community, Workforce, and Economic Development Research*
 - *Leadership in Research Workshop: Developing and Managing a Research Operation &*
 - *Intermediate R Training: Data Science for Workforce and Economic Development Research*
 - *Power BI Basics*
 - *Data Visualization with Tableau*
 - *Basic LMI Analyst Training*



Team

Data Advocacy and National Visibility for C2ER Member Efforts

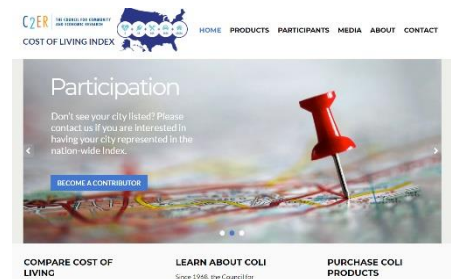
- Produced a webinar, “Advocate on Data Concerns to the Census Bureau”, in partnership with the Association of Public Data Users to inform membership of key data issues and opportunities to advocate for their needs.
- Developed brief on comment opportunities to accompany webinar.
- Met periodically with key Census, BLS, and BEA leaders to improve regional data access.

Data Collection and Research Activities

Cost of Living Index – C2ER’s Flagship Data Product Since 1968

<http://www.coli.org>

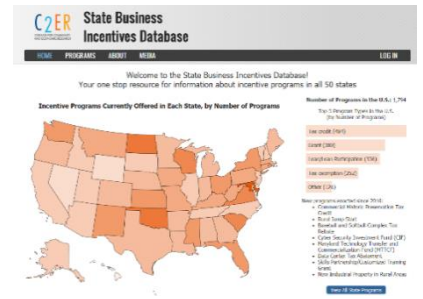
- Produced quarterly Cost of Living Index publications
- Conducted online data scraping to develop beta versions of food at home consumer price index at a metro and state level
- Increased participation in the Cost of Living Index with nine new metros contributing data
- Licensed 22 new online calculators and one Regional Economic Data Toolkit



C2ER State Business Incentives Database Update

<http://www.stateincentives.org/>

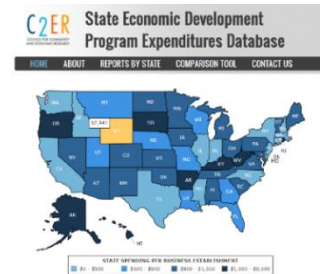
- Maintained and updated a unique summary of 2,300 state programs that help businesses create jobs with 2021-2022 state legislative changes
- Added additional programs for all U.S. states, territories, and D.C.
- Renewed the partnership with SelectUSA (the U.S. Department of Commerce) to provide content to international companies seeking U.S. facility locations
- Updated the program manager contact list based on state agency feedback
- Renewed our multi-year partnership with SelectUSA for an additional five years



C2ER State Economic Development Program Expenditures Database Update

<http://www.stateexpenditures.org>

- Updated a database for FY 2023 proposed spending, as well as FY 2021 actual and FY 2022 appropriated economic development spending for all 50 states in the database
- Updated 3,000 and added 1,500+ more funded state economic dev programs
- Updated map on the State Expenditures website to illustrate FY2023 state spending per private establishment, using QCEW 2021 Q4 Count of Establishment



Other Policy and Economic Research and Technical Assistance

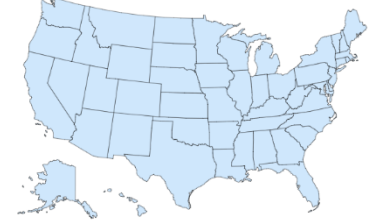
- Updated the Certifications and Licenses data with the latest 2017-2021 averages
- Launched a medium-term employment projections module to the Projections Suite software as a companion to 10-year labor force projections
- Conducted preliminary research on automation exposure in different occupations to inform employment projections

State Certifications and Licenses Data

The C2ER State Certifications and Licenses Data is generated from questions included in the Census Bureau's Current Population Survey that measure the prevalence of certifications and licenses. BLS publishes national level data each April.

You can either use the dropdown or click a state on the map to download the excel file for a given state.

State: [Download US](#)



Membership/Marketing Services and Support

- Increased activity on C2ER's LinkedIn, Facebook, and Instagram by 80%
- Upgraded the C2ER member area by automating many processes and implementing improvements to data delivery
- Improved the products and services page on the website by way of organization of information and the inclusion of a purchasing guide
- Continued to campaign (in social media, on the website, and in the newsletter) to feature C2ER member testimonials as a way to gain feedback and share how members are using C2ER services