

National Statewide Planning Grant Webinar

Findings from Grantee

Surveys and Interviews

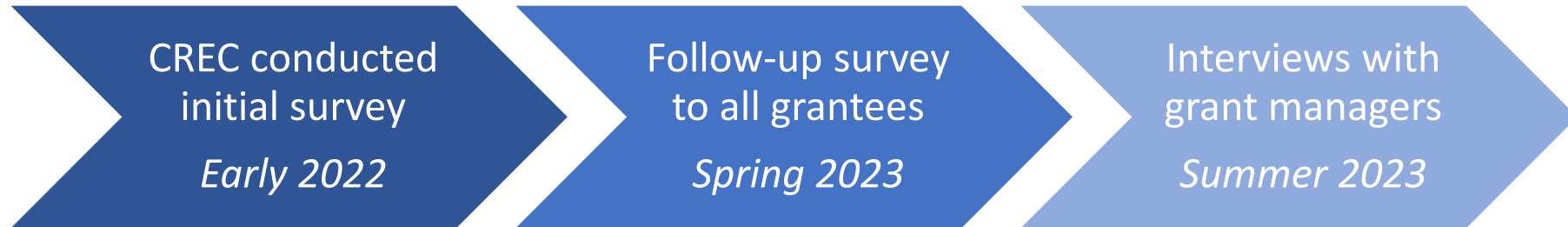
January 11, 2024



Takeaways

- ✓ Activity: Variety of projects but strategic planning a popular use of funding
- ✓ Partners: Many organizations partnered with states including EDDs
- ✓ EDD collaboration: Strengthened the project and supported success
- ✓ Best practices: Creativity, leveraged funds and tribal collaboration
- ✓ Roadblocks: Common, but most generally overcome, including challenges managing the grant and strengthening state/local alignment in the project
- ✓ Metrics: State recognition of importance but generally limited to activity until projects are complete (e.g., adherence to timeline, partner investment)

The State of the EDA Statewide Planning Grants



- EDA established an innovative, one-time funding opportunity through the ARPA Statewide Planning program, awarding \$1M to states, territories, and regions
- SEDE and EDA were interested in understanding what states were doing with those funds
- EDA awarded CREC with a research grant to gain additional insights
 - Follow-up survey (59 states and territories)
 - Interviews with grantees and other stakeholders (57 of 59 interview completed)
 - CREC also agreed to create a data tool summarizing the full spectrum of the projects

Project Activities

- Grantees are using funds for a variety of activities, most frequently **strategic planning**, which includes asset mapping, sector development, and tribal/local plan integration
- At least 21 grantees also noted using funds for **industry cluster development/supply chain analysis, workforce research, and industry research**

What planning and research activities did you fund with the Statewide Planning Grant?

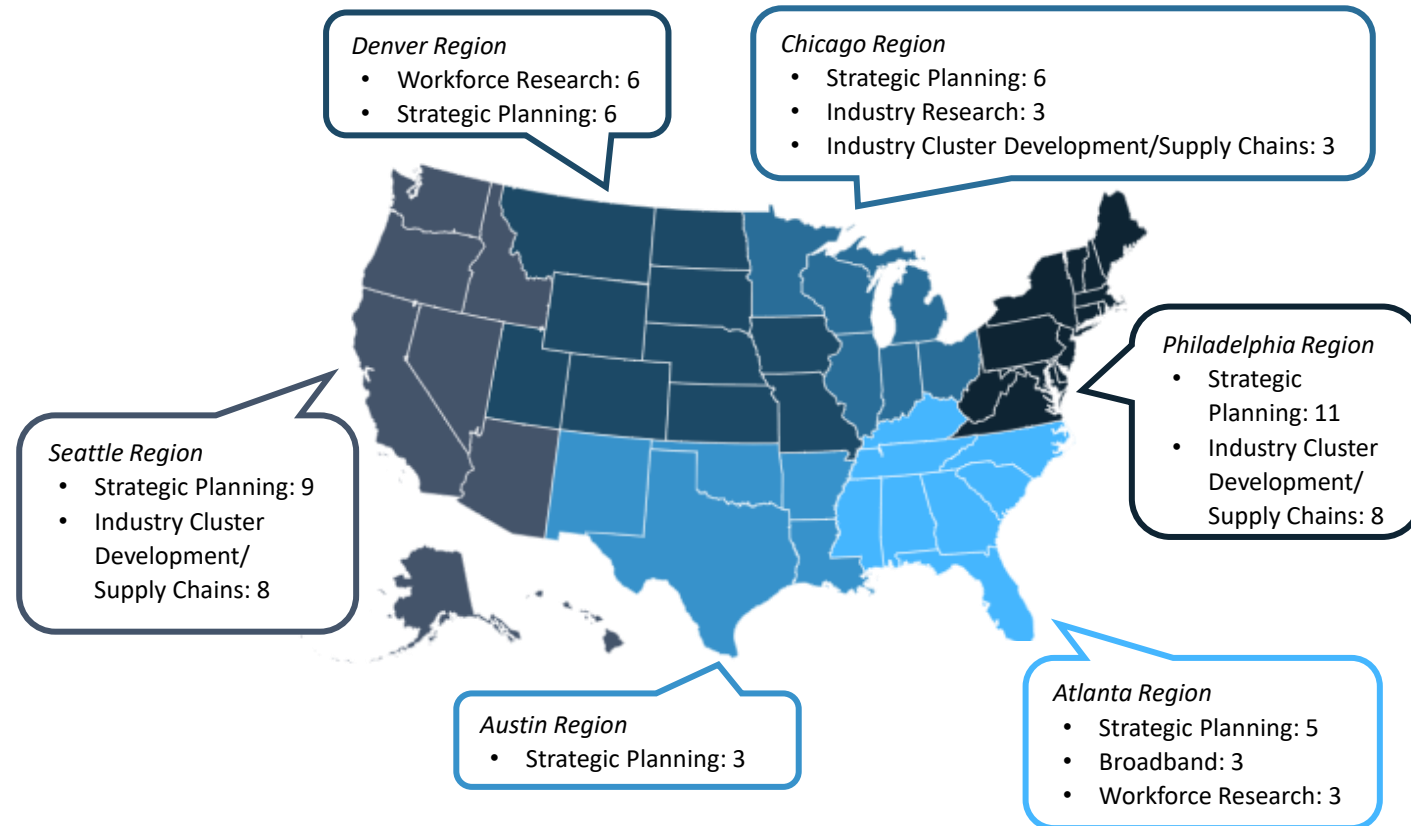


**Survey data, most grantees selected multiple activities*

Project Activities

- National trends are generally consistent with regional results
- Note, the Austin Region has only one activity which was common across multiple states, with all other activities being unique to each state in the region

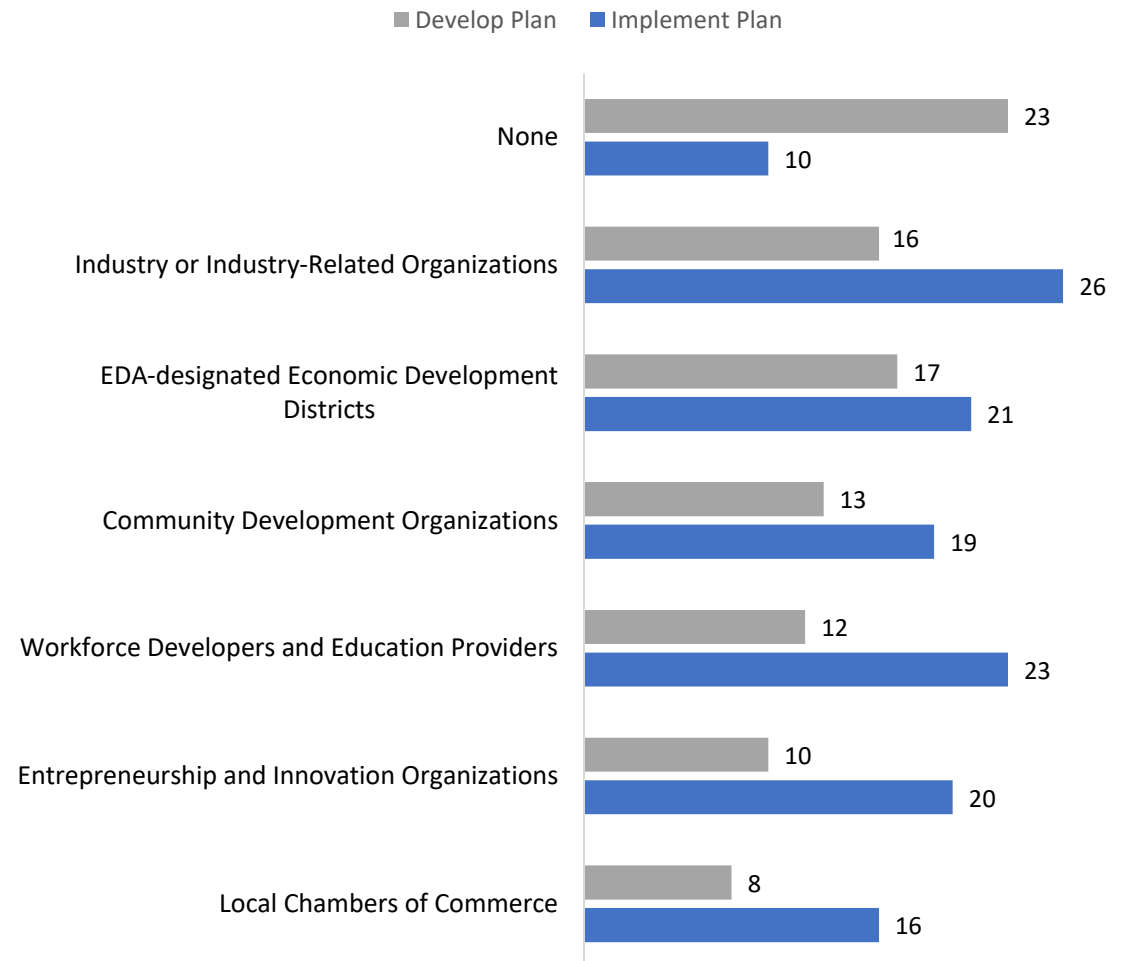
What planning and research activities did you fund with the Statewide Planning Grant?



**Survey data, most grantees selected multiple activities*

Collaboration

- Recipients reported collaborating with other organizations
- Most common partners include:
 - Industry organizations
 - Manufacturing extension centers
 - Local community development organizations
 - Economic Development Districts (EDDs)



State-EDD Collaboration

States that aligned their work with EDDs felt that the **collaboration strengthened the project** and that **the local knowledge possessed by EDDs supported the success of the project goals**

Project Planning

- States worked with EDDs to offer information both during project planning and after proposal development
- 19 states worked with their EDDs in the planning process

How did EDD participation make the planning process successful?

Success	Count
Project creativity due to increased capacity	10
Existing relationships strengthened outcomes	10
Collaboration has strengthened the project	9
EDD local knowledge supports project goals	5

Project Implementation

- More states partnered with EDDs in the implementation phase, as they felt bringing EDDs into this stage of the project was more practical given project objectives (29)

How did EDDs fit into project implementation?

Task	Count
Offered local expertise or CEDS	19
Hosted meetings and/or brought other organizations on board	7
Subrecipient(s) of project funding for delegated tasks	7
Networking and relationship building	1

Best Practices

Grantees' unique approaches revealed best practices in project planning and implementation:

Project
creativity

- The funding gave jurisdictions an opportunity to design unique and impactful projects that they otherwise may not have pursued

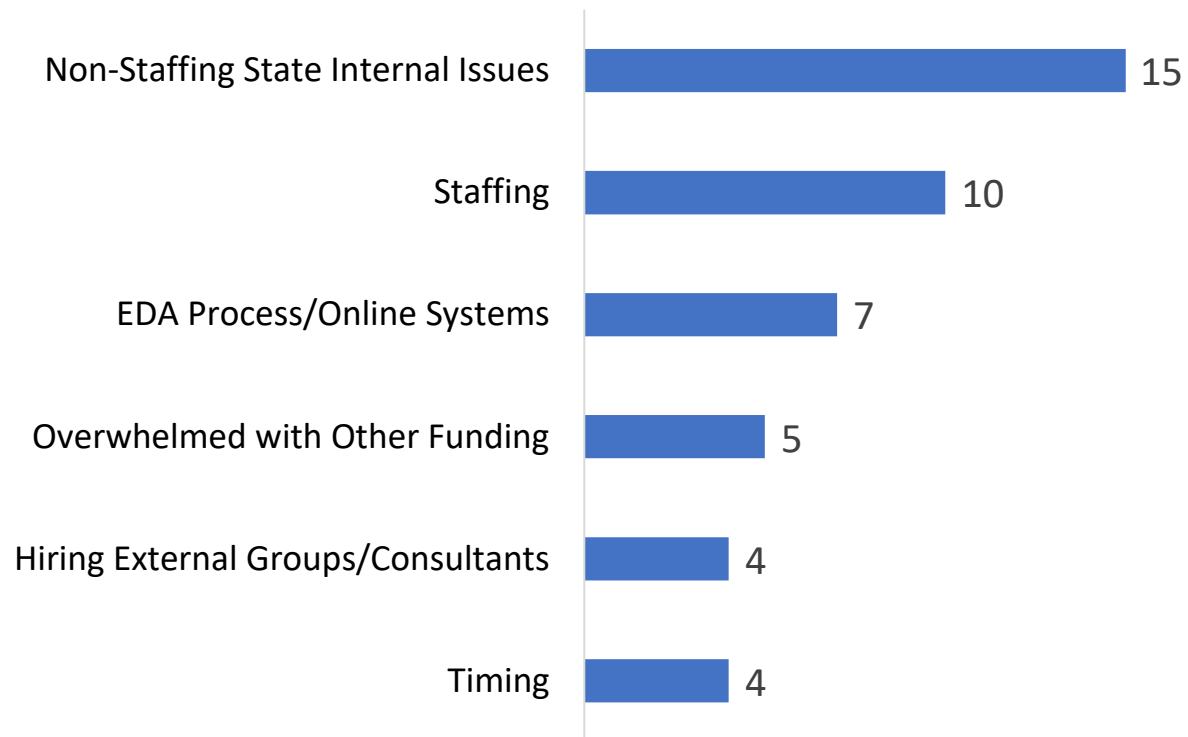
Leveraged
additional
funds

- 20 grantees indicated their project complimented other federal funding
- These specific grants included:
- EDA Build Back Better "Blue Economy"
 - EDA Build Back Better Regional Challenge
 - EPA Climate Pollution Reduction Grant
 - EDA Tourism Grant
 - EDA Safe Start Grant

Tribal
cooperation

- 6 states worked with tribes either in planning or implementation
- FL, NV, OR, SD, WA, WI

Common Roadblocks to Implementation



- Of the 59 survey respondents, 33 indicated they faced roadblocks spending their grant, with several of the 33 indicating more than one roadblock
- Respondents indicated that the two most frequent roadblocks were:
 - Non-staffing state internal issues, like delays with legislative approvals (to spend federal funds), gubernatorial transitions, or lack of state and local alignment
 - Staff shortages and lack of capacity

Common Roadblocks to Alignment

- A key component of the State Planning Grant is grantee and local alignment—specifically, between state grantees and EDDs in their state
- In some cases, respondents indicated that:
 - Collaboration with EDDs was challenging because of differing priorities
 - Some states reported they had a lack of knowledge of EDD capacity or function
 - Other state grantees felt EDD assistance was not required for the specific project

Understanding the breakdowns in grantee-EDD relationships is key to removing roadblocks and nurturing a greater level of collaboration

Metrics to Measure Success

Because many states have only recently completed their state planning grant projects or are still in the process of completing them, it is too early to assess projects' results or impact.

However, the following metrics were offered by states to gauge project success:

1. Adherence to project timeline
2. Number of extensions requested
3. Percentage of planning grant allocation expended
4. Difficulty in procurement of qualified contractor(s)
5. Inclusion of EDDs in project planning and/or implementation
6. Investment from jurisdictions
7. Investment from regional and/or local partners
8. Alignment with existing state-driven planning initiatives and cycles
9. Presence and degree of staff turnover

Key Findings and Lessons Learned

Several lessons and takeaways can be drawn to inform future programs:

Project planning key to success

State systems limited timely implementation of grant

Leveraged funding demonstrates commitment and alignment

EDD involvement in both the planning and implementation of projects can mean greater success in other projects

Capacity to manage projects critical to success

EDD have the expertise and knowledge to play a key role in implementing statewide CEDS

Future Project Products

CREC is currently developing the following reports which will be released in the coming months on the State Planning Grant webpage:



Survey and Interview Findings

A deep-dive into the findings from CREC's nationwide survey and one-on-one interviews with each of the 59 grantees.



Best Practices and Metrics

An in-depth look at effective strategies deployed by grantees nationwide, along with commonly used metrics grantees used to measure their success



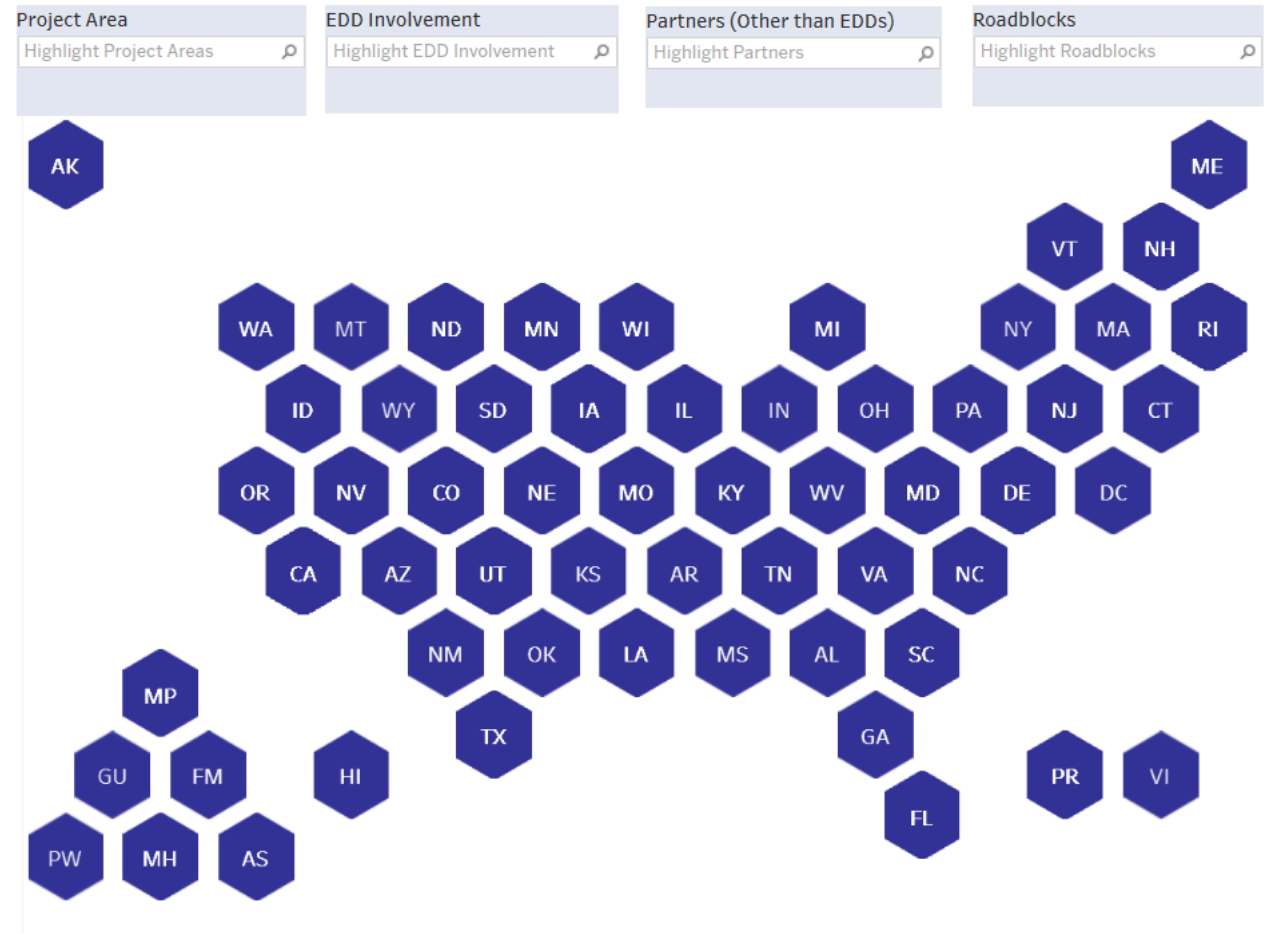
Six Case Studies

Six investigations into grantee projects which exemplify grantee-EDD collaboration, and which exhibit creativity in project type or execution



Statewide Planning Grant Database: Coming Soon!

- Provides further insights into each Statewide Planning Grant project:
 - EDD involvement heatmap
 - Profiles
 - Roadblocks
 - Best Practices
 - Case studies



Wrapping Up

How We Got Here

- Amendment began in October 2022
- Began survey in spring 2023
- Began interviews in summer 2023

Where We Are

- Survey complete; interviews nearly complete
- Several reports including state profiles, case studies, and best practices under review
- Database in beta

Where We Are Going

- Final database and webpage in early spring
- Technical assistance visits to 6 grantees
- National Convening: **March 13-14**

Questions?

